


The ALPHA - CBH 165 range of compact high pulse load resistors are used for a multiple of applications including variable speed drives, cranes, elevators and escalators as well as being used in electronic circuits for capacitor discharges, voltage balancing and filters. Due to the construction of the CAH range of resistors they are particularly suited to high impulse applications.



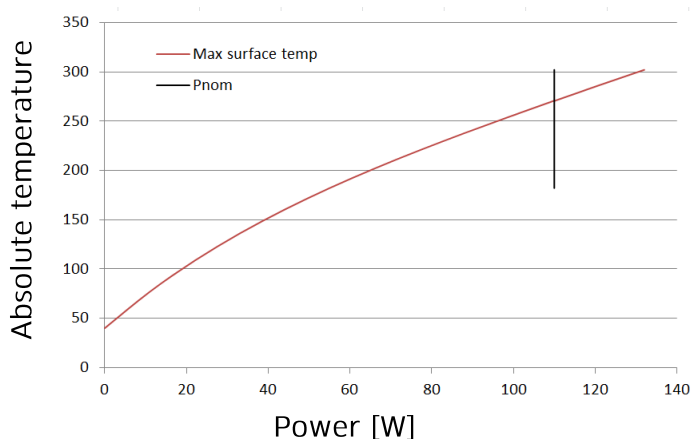
Basic ratings and ordering codes:

Part number	Part name	Ohm value [Ω]	Pulse load [W] T.amb = 40°C, cycle time 120s				
			Duty 1s	Duty 5s	Duty 10s	Duty 20s	Duty 40s
Z3163210777	CBH 165 C 777 10R KT	10	6700	1600	940	590	330
Z3163215777	CBH 165 C 777 15R KT	15	6100	1500	895	580	335
Z3163222777	CBH 165 C 777 22R KT	22	5200	1300	835	555	335
Z3163233777	CBH 165 C 777 33R KT	33	4000	1150	760	535	335
Z3163247777	CBH 165 C 777 47R KT	47	3400	1150	840	590	330
Z3163268777	CBH 165 C 777 68R KT	68	3100	1100	825	585	330
Z3163310777	CBH 165 C 777 100R KT	100	2600	1050	805	575	330
Z3163315777	CBH 165 C 777 150R KT	150	2400	1050	800	575	330
Z3163322777	CBH 165 C 777 220R KT	220	2300	1050	790	570	330

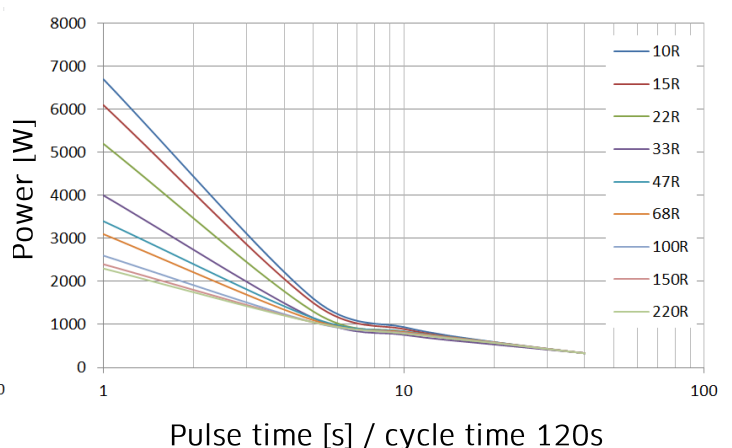
Product highlights

- Nominal power rating 110W @ 40°C ambient natural air cooling
- Cable connections 300mm AWG 16 (1.3mm²)
- High pulse load capability
- High IP class (IP54)
- Fully insulated
- Low thermal drift (100ppm/K)
- UL approved
- External thermal switch option
- Fixed ohm values (E6)
- Low noise

Constant load graph



Pulse overload graph



General specifications		
Temperature Coefficient:		100 ppm/K
Dielectric strength		3500 VAC @ 1 minute
Insulation Resistance:		> 20MΩ / case housing
Environmental:		-40 °C / +70 °C
Surface temperature	At 40°C ambient	270°C @ nominal power. No heatsink is required. When heatsink or forced air is used nominal power can be increased
De-rating		Linear: 40°C = Pn to 70°C = 0.85 * Pn
De-rating vertical mounting		no de-rating
De-rating at high altitudes	1000 m	no de-rating
	1500 m	0.94 * Pn
	3000 m	0.82 * Pn
Mounting instructions		It is recommended to keep a distance of 200mm to the nearest object to prevent heating of neighboring components.
		If two or more brake resistors are mounted next to each other the distance between should be 400mm. Shorter distance requires de-rating.
Cooling		The nominal power of the resistors refers to cooling conditions with Free Natural Air. Cooling at 40°C ambient.
Vibration		Acc. To EN 60068-2-6 frequency range 1 - 100Hz Acceleration / Amplitude
	1 - 13 Hz	± 1mm
	13 - 100 Hz	@ ± 0.7G
Corrosive resistance		Acc. EN 60721-2-1: C2 medium
Resistance tolerance		± 10%
Working voltage		UL: 600VAC. IEC: 690VAC / 1100VDC
Time constant for heating up		1000 s
Switch temperature		180°C
Minimum current / voltage	Thermal switch	10mA / 2V
Rated current / voltage		2.5A @ 250 VAC cos φ=1 Normally Closed
Dielectric voltage		2000VAC (3500VAC between TS and R)

Dimensions

